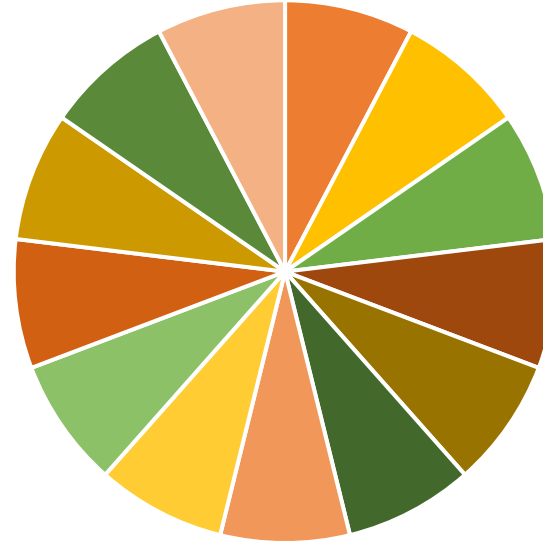


# STEPS

Search Institute Attitudes and Behaviors Survey  
Administered to Southington Students:  
Grades 7, 9 & 11  
2022 Data



# THE STEPS COALITION



Law Enforcement

Medical

Youth Serving

Parent

Local Government

Youth

Faith

Military

Education

Reducing Substances

Media

Business


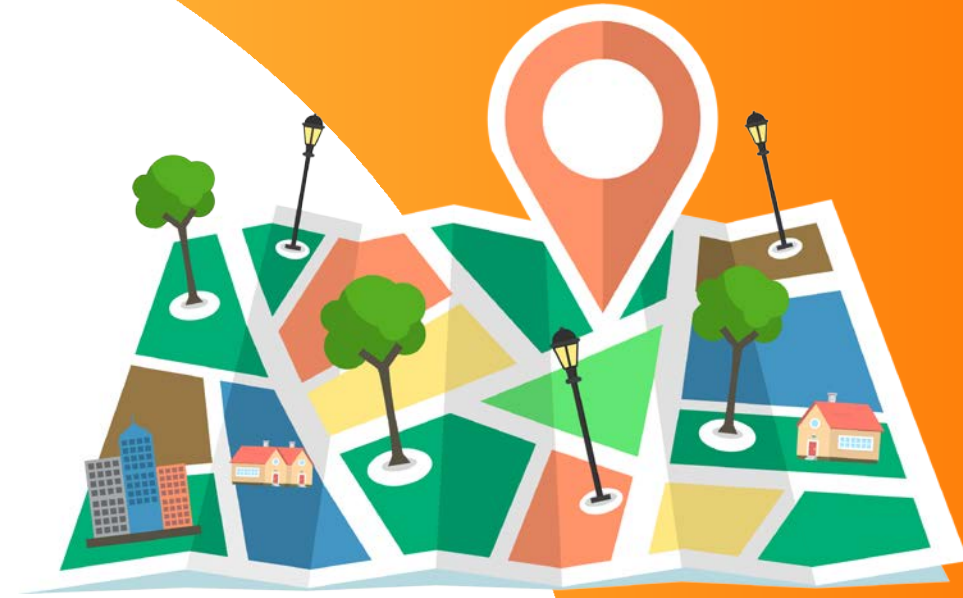
Civic / Volunteer




# Our Mission:

To make substance misuse prevention a priority in the Southington Community through:

1. Education/Awareness
2. Reducing access
3. Policy change





# ASSET BUILDING CLASSROOMS



Within the Southington school system, we use our Asset Building Classroom model (ABC for short) to support our prevention efforts.

# WHAT SURVEY DO WE USE?

- **Search Institute Attitudes & Behaviors Survey**
  - Scientific Instrument used to collect data
  - Accredited survey that has surveyed over 6 million youth across the US and world





# PURPOSE

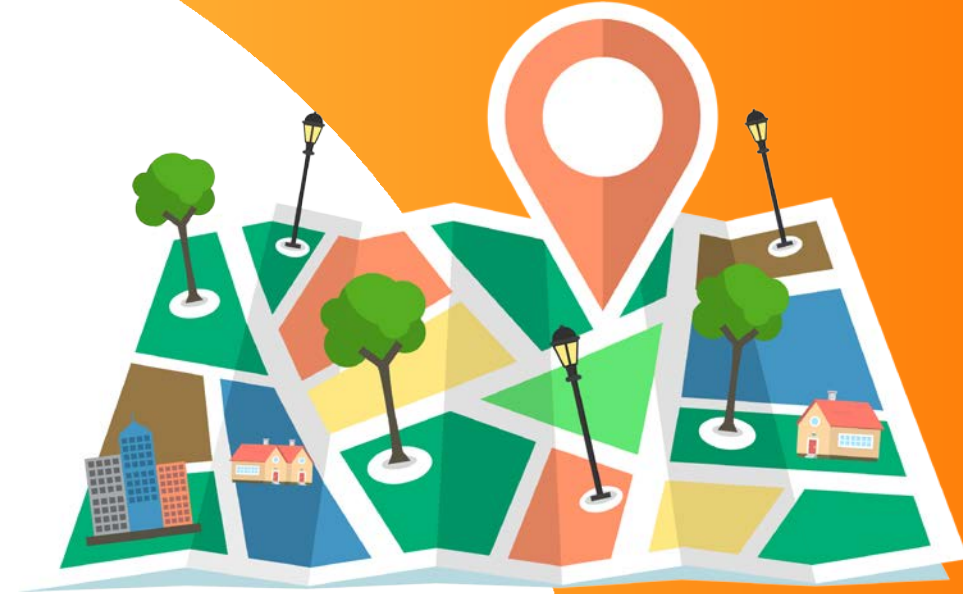
- The Attitudes and Behaviors (A&B) Survey gives a snapshot of the current experiences and perspectives of the youth in our community.
- It emphasizes the strengths and supports youth currently have and need, and how those positive indicators protect against youth risk behaviors.



# WHO IS SURVEYED?

Southington students enrolled in grades 7, 9 & 11

- Survey was taken on February 23, 2022.
- 1312 students completed.
- 85% completion rate
  - 85 students absent that day
  - 5 student opt outs
  - 98 surveys eliminated for non-completion, missing data, filling in patterns or selecting a grade that was not being surveyed



**It is important to note that the rate of our surveys that were discarded is 7% and the national average is between 15%-25%. This shows our students take the survey seriously.**





# WHAT DO WE ASK ABOUT?

- 40 Developmental Assets
- Risk-taking Behaviors
- Four Core Measures: ATOD (Alcohol, Tobacco, Cannabis & Rx)
  1. Past 30-day use
  2. Perception of harm
  3. Perception of Parental Disapproval
  4. Peer perception of harm

## EXTERNAL ASSETS



Support



Empowerment



Boundaries &  
Expectations



Constructive Use of Time

## INTERNAL ASSETS



Commitment to Learning




Positive Values



Social Competencies



Positive Identity



# RISK-TAKING BEHAVIORS – Include but not limited to:

- 1 Substance Use or Misuse
- 2 Sexual Activity
- 3 Violent Behavior
- 4 Self-harm or Self-injurious Acts



# WHAT DID WE FIND?



WOW!

HOORAY!

OH NO!

I WONDER...



WOW!

SURPRISE!

noteworthy

- 1** **76%** of students surveyed feel their family supports them.  
2020 survey = 80%
- 2** **Only 36%** of Southington youth surveyed report having positive self-esteem:  
2020 survey = 45%



HOORAY!



- 1 84%** of students surveyed feel they have **positive peer influences** (highest external asset).  
2020 survey = 83%
- 2 15%** of students **read for pleasure**.  
2020 survey = 11%
- 3 School engagement** has jumped from **38%** to **79%**, as reported by the students that completed the survey!  
2020 survey = 38%

OH NO!



**Only 19%** of Southington students surveyed  
feel valued by the community.

2020 survey = 23%

- \*Adults make me feel important**
- \*Adults listen to what I have to say**
- \*I feel like I matter to adults**



OH NO!



Suicide Awareness  
and Prevention

11% of 7<sup>th</sup> graders = **57 STUDENTS**  
2020 = 11%

14% of 9<sup>th</sup> graders = **71 STUDENTS**  
2020 = 15%

17% of 11<sup>th</sup> graders = **90 STUDENTS**  
2020 = 13%

**Reported they have attempted  
suicide.**





**OH NO!**



**Suicide Awareness  
and Prevention**

**Question on the survey:**

**Have you ever tried to kill yourself?**

**Response choices:**

**NO**

**Yes, once**

**Yes, twice**

**Yes, more than two times**





**CRITICAL**



**24% of student respondents felt sad or depressed in the last month.**

**2020= 22%**

**All of the time = 6%**

**Most of the time = 18%**



I WONDER...



- 1 Students surveyed reported a high perception of parental disapproval of alcohol use, yet 54% are reporting they get alcohol at home with parental permission.
- 2 Why do older students tend to report having fewer assets than younger students? What assets start to drop off and when?

# Next STEPS

- STEPS Board and data evaluator continue to look at data
  - Pull-out high-risk groups
- Present to the Southington Community
- Structure programs for positive youth development and reduction of substance use
- Prevention in education: Grades K-12
  - New curriculum roll out for fifth grade in September 2022



# How YOU can help:

- **Every person** in the Southington Community is an **Asset Builder!**
- **Family Support:** set aside time during the week to spend 1:1 time with the kids in your life – taking interest in their activities and talking about feelings.
- **Reading for Pleasure:** library cards for everyone in the family, read aloud to younger children.
- **Self-esteem:** praise kids for achievements. Help young people learn to accept themselves.
- **Community Values Youth:** ask your kids their input on current events. Take time to listen to young people and validate their thoughts & feelings.





# How YOU can help:

- Visit our website and sign up for the STEPS monthly newsletter.
- Subscribe to our social media.


**[www.southingtonSTEPS.org](http://www.southingtonSTEPS.org)**



# LET'S TALK ABOUT IT!



Please join us for coffee  
and a conversation!



**Saturday, June 4, 2022**

**9am-11am**

**Calendar House**

